



Sales Branches:

Singapore Office:

Tel: +65-6863 6078

Email: Sales@marshell.net

HongKong Office:

Tel: +852-3578 6663

Email: Sales@marshell.net

Shenzhen Office:

Tel: +86-0755-8603 6245

Email: Sales@marshell.net

Guangdong Office:

Tel: +86-0758-3603 219

Email: Sales@marshell.net

Shanghai Office:

Tel: +86-021-5754 6552

Email: Sales@marshell.net

Manufacturing Bases:

Guangdong Factory:

GUANGDONG MARSHELL ELECTRIC VEHICLE CO., LTD.

Add.: Linjiang Industrial Area, Zhaoqing, Guangdong,
China 526238

Shanghai Factory:

SHANGHAI MARSHELL ELECTRIC VEHICLE CO., LTD.

Add.: 1428# Haijie Road, Situan Town, Fengxian
District, Shanghai, China, 201413

Anhui Factory:

ANHUI MARSHELL ELECTRIC VEHICLE CO., LTD.

Add.: Add.: Science and technology park, NanGang
high-tech zone, Hefei, Anhui, China 230031



www.marshell.net

ELECTRIC

WASHING VEHICLE | SWEEPING VEHICLE

GUANGDONG MARSHELL ELECTRIC VEHICLE CO., LTD.

SHANGHAI MARSHELL ELECTRIC VEHICLE CO., LTD.

SHENZHEN MARSHELL GREEN POWER CO., LTD.

ANHUI MARSHELL ELECTRIC VEHICLE CO., LTD.



How fast we grow up

Marshell has become one of the fastest growing enterprises in the industry in China!



What we can do

- Molding-maker, Jigs and Fixtures self-maker
- Injection and fiberglass maker
- Metal parts machining / stamping / treatment for anti-rust etc
- Painting in house
- Electronic components maker like cables, inverters, chargers, jumper starters etc.
- ODM and OEM services for many world top brands

How we treat our customers

Multiple products
Reasonable price
Reliable quality
Friendly service

* All specifications contained in this catalogue are for reference only, we reserve the right to change the specification without notice.

COMPANY PROFILE

Who we are

Marshell is a world class leading manufacturer with core business in developing and producing all kinds of electric vehicles and auto-electronic products since 2002!

Headquartered in Singapore, with three facilities located in Anhui, Shanghai, Guangdong,, in total 300,000 square meters workshops, over 2000 employees and 200 engineers among them.

With support of strong R&D team, Marshell has most wide of product ranges compared with competitors, Including electric pallet truck, stacker, forklift, cleaning equipment, golf carts, shuttle bus, mobility scooters, utility , customized vehicles and so on.The daily producing capacity is 300 units big vehicles and 500 units of scooters/trolleys.



What we have achieved

Marshell has been certified by ISO9001, ISO14001. Each vehicle is marked with World Manufacturer Identifier WMI and VIN number. To meet different certificate requests from different markets, Marshell's products have been approved by CE, EEC, UL, ETL, DOT etc. And Marshell is capable to do different special certificate for example SASO for Saudi;



Moreover, Marshell has received more recognition such as China Famous Export Brand Enterprise, China Famous Brand Enterprise, Private-owned Import and Export Faithful Enterprise, Guangdong High-Tech Enterprise etc.



Index

DQX5/5A Auto Scrubber-----	1
DQX5B Auto Scrubber-----	3
DQX56/6 Rider Scrubber-----	5
DQX86B Rider Scrubber-----	9
DQS14/14A Floor Sweeper-----	13
DQS16/16A Floor Sweeper-----	15
DQS19B Floor Sweeper-----	19
DQS19C Floor Sweeper-----	21
Cases-----	23

Auto Scrubber DQX5/5A



Our DQX model are designed to operate easily and rapidly in small and medium environment. Features high productivity, friendly operate and ergonomic design.

Best solution and cost effective for commercial environment such as Mall, airport and supermarket.

**High Efficient
Easy Operation
Time Saving**

Advantages



- Large tank capacity (65L)
- Ultra-quiet design
- Magnetic induction control system
- Stop suction delay
- Long working time
- Brush attached to a pressurized system tray suitable for a variety of work environments
- The whole short-circuit intelligent protection; motor negative overload
- Squeegee automatically reset to achieve the most perfect water effects
- Anti-corrosion materials imported specialty tanks
- High-precision diamond gear reduction

Specifications

Model	DQX5	DQX5A	UNIT
Dimension(length*width*height)	1255*550*1080	1255*550*1080	MM
Cleaning width	510	510	MM
Cleaning Efficiency	2000	2200	M ² /H
Weight(with battery)	150	170	KG
Motor power	1000	1300	W
Driving motor	/	300	W
Brush motor	550	550	W
Suction motor	450	450	W
Voltage	24	24	V
Running speed	/	5	KM/H
Astern speed	/	2.9	KM/H
Clean water tank capacity	55	55	L
Sewage tank capacity	65	65	L
Squeegee width	820	820	MM
Sound	68	68	DB
Brush pressure	21	21	KG
Battery working time	≈4	≈4	H
Climbing capacity	/	≤10	%
Battery pack	2*12V	2*12V	---
Charging time	8-10	8-10	H
Charger	24V	24V	---
Packing dimension	1350*650*1250	1350*650*1250	MM
Container Quantity (20GP/40GP/40HQ)	13/26/52	13/26/52	PCS

Auto Scrubber DQX5B



Our DQX model are designed to operate easily and rapidly in small and medium environment. Features high productivity, friendly operate and ergonomic design.

Best solution and cost effective for commercial environment such as Mall, airport and supermarket.

**High Efficient
Easy Operation
Time Saving**

Advantages



- Large tank capacity (65L)
- Ultra-quiet design
- Magnetic induction control system
- Stop suction delay
- Long working time
- Brush attached to a pressurized system tray suitable for a variety of work environments
- The whole short-circuit intelligent protection; motor negative overload
- Squeegee automatically reset to achieve the most perfect water effects
- Anti-corrosion materials imported specialty tanks
- High-precision diamond gear reduction

Specifications

Model	DQX5B	UNIT
Dimension(length*width*height)	1255*550*1080	MM
Cleaning width	510	MM
Cleaning Efficiency	2000	M ² /H
Weight(with battery)	150	KG
Motor power	1000	W
Driving motor	/	W
Brush motor	550	W
Suction motor	450	W
Voltage	24	V
Running speed	/	KM/H
Astern speed	/	KM/H
Clean water tank capacity	55	L
Sewage tank capacity	65	L
Squeegee width	820	MM
Sound	68	DB
Brush pressure	21	KG
Battery working time	≈4	H
Climbing capacity	/	%
Battery pack	2*12V	---
Charging time	8-10	H
Charger	24V	---
Packing dimension	1350*650*1250	MM
Container Quantity (20GP/40GP/40HQ)	13/26/52	PCS

Rider Scrubber DQX56/6



Advantages

- Large tank capacity (70L)
- Ultra-quiet design
- Swift design and easy operation
- Stop suction delay
- Long working time
- Brush attached to a pressurized system tray, suitable for a variety of work environments
- The whole short-circuit intelligent protection; motor negative overload
- Squeegee automatically reset to achieve the most perfect water effects
- Anti-corrosion materials imported specialty tanks
- High-precision diamond gear reduction

Advantages



Specifications

Model	DQX56	DQX6	UNIT
Dimension(length*width*height)	1280*650*1070	1280*700*1070	MM
Cleaning width	560	660	MM
Cleaning Efficiency	3200	3700	M ² /H
Weight(with battery)	223	246	KG
Motor power	1500	1710	W
Driving motor	500	500	W
Brush motor	550	2*380	W
Suction motor	450	450	W
Voltage	24	24	V
Running speed	5.6	5.6	KM/H
Astern speed	2.7	2.7	KM/H
Clean water tank capacity	65	65	L
Sewage tank capacity	70	70	L
Squeegee width	820	820	MM
Sound	68	68	DB
Brush pressure	26	35	KG
Battery working time	≥3.5	≥4.0	H
Climbing capacity	≤15	≤15	%
Battery pack	2*12V	2*12V	---
Charging time	8-10	8-10	H
Charger	24V	24V	---
Packing dimension	1420*780*1250	1420*780*1250	MM
Container quantity(20GP/40GP/40HQ)	12/24/48	12/24/48	PCS

Rider Scrubber DQX86B



Advantages

- Large water tank capacity (140L)
- Ultra-quiet design
- High power rear drive axle motor to increase the climbing capacity
- Stop suction delay, to stop dripping from leaking
- Squeegee automatic lifting when stopping or reversing to ensure longer life
- The whole short-circuit intelligent protection, motor negative overload
- Squeegee automatically reset to achieve the most perfect water effects
- On-board charger design to ensure charging operation anywhere at any time
- Brush compressing function to ensure thorough cleaning
- Large capacity, deep cycle maintenance-free battery configuration, ensure long hours of work
- Suitable for a variety of slope cleaning and slope crawling

Advantages



Specifications

Model	DQX86B	UNIT
Dimension(length*width*height)	1600*950*1375	MM
Cleaning width	860	MM
Cleaning Efficiency	5000	M ² /H
Weight(with battery)	370	KG
Motor power	2600	W
Driving motor	900	W
Brush motor	2*550	W
Suction motor	550	W
Voltage	24	V
Running speed	5.6	KM/H
Astern speed	3.5	KM/H
Clean water tank capacity	130	L
Sewage tank capacity	150	L
Squeegee width	1120	MM
Sound	65	DB
Brush pressure	40	KG
Battery working time	5	H
Climbing capacity	≤20	%
Battery pack	4*6V	---
Charging time	8-10	H
Charger	24V	---
Packing dimension	1730*1020*1420	MM
Container Quantity (20GP/40GP/40HQ)	6/14/14	PCS

Floor Sweeper DQS14 / DQS14A



Advantages

- 130L huge garbage can, ensure longer cleaning time.
- Compact design, flexible operation
- High power drive motor to increase the climbing capacity.
- Using one-piece drum brake system, parking and driving is more secure
- Unique vacuum filtration system, dust absorption effect is better
- Equipped with high pressure spray function, prevent secondary dust
- Able to absorb 40mm large particles and floating garbage
- Long continuous working time, Can meet the day recycling
- Flexible configuration according to customer requirements, suitable for different places
- 16-inch solid large tire configuration, strong climbing obstacle ability

Advantages



Specifications

Model	DQS14	DQS14A	UNIT
Dimension(length*width*height)	1860*1370*1400	1860*1370*1900	mm
Cleaning width	1400	1400	mm
Working Efficiency	9500	9500	m ² /h
Cleaning Efficiency	97%	97%	%
Drive axle power	1500	1500	w
Operating motor power	2520	2520	w
Voltage	36	36	v
Running speed	8.5	8.5	km/h
Backward speed	5.5	5.5	km/h
Dust filter area	6	6	m ²
Turn Radius	1.9M	1.9M	mm
Dustbin capacity	170	170	L
Main brush width	700	700	mm
Side brush diameter	550	550	mm
Water tank capacity	34	34	L
Maximum cleaning granule	40	40	mm
Working time	4.5	4.5	h
Weight(with battery)	520	550	kg
Climbing capacity	≤20	≤20	%
Battery	3pcs* 12V	3pcs*12V	
Charger	36V	36V	
Container Quantity (20GP/40GP/40HQ)	6/12/12	6/12/12	PCS
Packing size	1850*1170*1515	1850*1170*2015	mm

Floor Sweeper DQS16/16A



Advantages

- 170L huge garbage can, ensure longer cleaning time.
- Compact design, flexible operation
- High power drive motor to increase the climbing capacity.
- Using disc brake system, parking and driving is more secure
- Equipped with high pressure spray function, prevent secondary dust
- Able to absorb 40mm large particles and floating garbage
- Long continuous working time, Can meet whole day recycling using
- Flexible configuration according to customer requirements, suitable for different places
- 16-inch solid large tire configuration, strong climbing obstacle ability
- Can clean different height steps, the height of the brush can be adjusted automatically.



Specifications

Model	DQS16	DQS16A
Dimension(length*width*height)	2500*1600*1400MM	2500*1600*1900MM
Cleaning width	1600MM	1600MM
Working Efficiency	10500M ² /H	10500M ² /H
Cleaning efficiency	97%	97%
Motor power	2615W	2615W
Voltage	36V	36V
Running speed	8.5KM/H	8.5KM/H
Dust filter area	6M ²	6M ²
turn Radius	2.5M	2.5M
Dustbin capacity	170L	170L
Main brush width	700MM	700MM
Side brush diameter	550MM	550MM
Water tank capacity	>34L	>34L
Maximum cleaning granule	40MM	40MM
Working time	≈4.5H	≈4.5H
Weight(with battery)	550KG	580KG
Climbing capacity	≤20%	≤20%
Battery	3*12V	3*12V
Controller	36V	36V
Packing dimension	1850*1170*1515MM	1850*1170*2015MM
Container Quantity(20GP/40GP/40HQ)	6/12/12	6/12/12

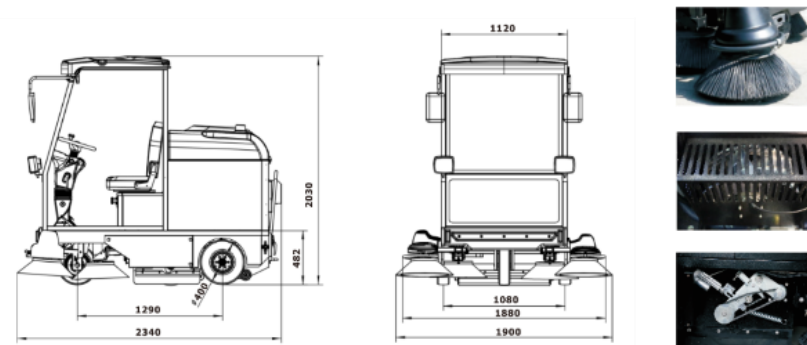
Floor Sweeper DQS19B



Advantages

- Multi-angle rearview mirror, more convenient to collect the garbage
- AC motor, have good climbing capacity
- Double parking brake system, can hold on the slope
- Unique vacuum filtration system, dust absorption effect is better
- With high voltage spray function, prevent secondary dust
- Can vacuum the garbage with 50mm diameter
- Long continuous working time, 5-6 hours
- Flexible configuration suitable for different places

Advantages



Specifications

Model	DQS19B	
Dimension(length*height*width)	2340x1900x2030	MM
Cleaning width	1900	MM
Working Efficiency	14000	M ² /H
Cleaning Efficiency	97	%
Drive axle power	2200	W
Operating motor power	4000	W
Running speed	9.5	KM/H
Cleaning speed	7.5	KM/H
Backward speed	5	KM/H
Dust filter area	6	M ²
Turning Radius	2	M
Dustbin capacity	170	L
Main brush width	800	MM
Side brush diameter	550+500	MM
Water tank capacity	50	L
Maximum cleaning granule	50	MM
Working time (continuely)	4.5-6	H
Weight(with battery)	830	KG
Climbing capacity	20	%
Battery	6*8V	
Charger	48V	
Package dimension	2315X1470X2190	MM
Container Quantity(20GP/40GP/40HQ)	4PCS/8PCS/8PCS	

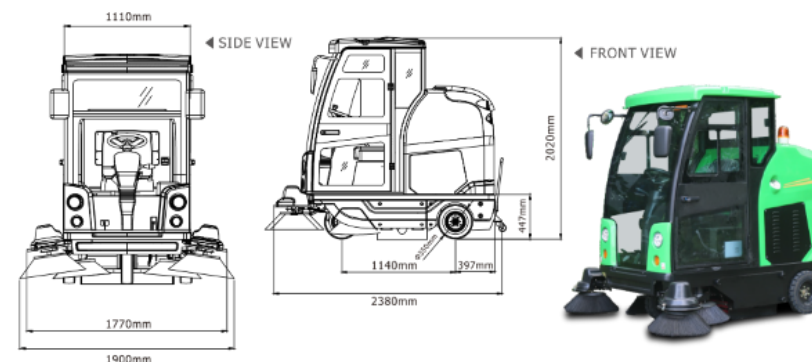
Floor Sweeper DQS19C



Advantages

- Multi-angle rearview mirror, more convenient to collect the garbage
- AC motor, have good climbing capacity
- Double parking brake system, can hold on the slope
- Unique vacuum filtration system, dust absorption effect is better
- With high voltage spray function, prevent secondary dust
- Can vacuum the garbage with 50mm diameter
- Long continuous working time, 5-6 hours
- Flexible configuration suitable for different places

Advantages



Specifications

Model	DQS19C	UNIT
Dimension(length*height*width)	2245x1900x2060	MM
Cleaning width	1900	MM
Working Efficiency	14000	M ² /H
Cleaning Efficiency	97	%
Drive axle power	2200	W
Operating motor power	4000	W
Running speed	9.5	KM/H
Cleaning speed	7.5	KM/H
Backward speed	5	KM/H
Dust filter area	6	M ²
Turning Radius	2	M
Dustbin capacity	180	L
Main brush width	800	MM
Side brush diameter	550+500	MM
Water tank capacity	50	L
Maximum cleaning granule	50	MM
Working time (continuely)	4.5-6	H
Weight(with battery)	830	KG
Climbing capacity	20	%
Battery	6*8V	
Charger	48V	
Package dimension	2315X1470X2190	MM
Container Quantity(20GP/40GP/40HQ)	4PCS/8PCS/8PCS	



Marsheell

ELECTRIC VEHICLE

ELECTRIC

WASHING VEHICLE SWEEPING VEHICLE

Zero emission / Energy saving / High efficiency

